

Elastics

The material in this document derives from two sources. Some of it is cited directly from the material supplied by school students in response to Section 7 of the original questionnaire. Some of it is material provided by students during school visits. This material varies considerably in the degree to which it is a direct citation of what was said, or a digest of the information provided.

Elastics are long elastic bands. The elastic is usually about 1cm wide, and the bands are perhaps 2 metres long. They are stretched between two players, and can be placed round different parts of the body, e.g. both players have them round their ankles, knees or waists. The other players jump the elastics.

General Descriptions

Q2

You just jump over the elastic while two people are holding it.
You use two people to hold the elastics.
You jump through the ropes doing different rhymes.
Two people hold the elastic while one person's jumping.
Elastics is usually played with 3 people or more.
You do songs with leg actions.

V8 – AK18

“(When I was younger. How you play: 2 people stand at opposite ends. [Diagram included.] There is a lot of different games to play on them.

V8 – AK30

“There are a variety of games/rhymes that are included in a one game [sic]. I usually learn these rhymes from others but they learn it from a book.”

E31

“Elastics: Put two chairs about a metre apart and thread the elastics down the chairs. You jump over the elastics and then move it up until you can't clear it anymore.”

H35

Elastic skipping: “You need: Elastics, 2 people.

What to do: You get the two people and put the elastic around them. Then you get in the middle of the elastic and how to play you jump up and land with either feet on the outside of the elastic so the elastic is in between your legs. You keep on doing that to both sides until you are good at it. You even include jumping in the middle after you put your legs on either side. Then if you are really good you can jump to a chant.

“**Elastic Chairs:** 1. Get two chairs and put the elastic around the back of the chairs. 2. Keep pulling the chairs back until the rope is tight. 3. Then you stand there with a foot on one side and the other in the middle. Then jump side to side saying [a chant].

G36

For elastics you usually have three people, but you can have more taking turns. Two people stand about a metre and a half away from each other and put the elastic around the backs of their ankles, facing each other. Their feet should be about 30 centimetres apart. The third person stands in the middle of them, on the outside of the elastic. All three then sing a rhyme.

C37 – IV1

Simple Elastics: Two people stand opposite each other, legs apart, elastic around their ankles. The others go in/out, in/out without touching the elastics. Variations: jumping to a rhythm or rhyme.

Levels of Elastics**Q2**

On each stage there is ankles, knees, under-bums, hips, under-arms, and necks. There can be different themes to each stage. You can get jumps, hops, skips, running and giants. There is different stages: ankles, knees, under-bums, hips, under-arms and necks. There are different stages like normal, skinnies, blindies and others. There can be different themes to each stage, e.g. blinds, skips.

T5 – WR2

Elastics at ankle then knee, underbums, waists, underarms, necks. Pull down with pinkie fingers from underarms. Jumps then Cancan.

V8 – AK18

The elastics go up from ankles to knees, underbums, waist, underarms, shoulders, sky.

X10

And we start at bums all the way up to necks.

G36

If the person succeeds the elastic goes up to kneesies (behind the knees) then under bums (under the bottom) then over bums (over the bottom) then waists, armpits, necks and heads. (For necks and heads you're allowed to use pinkies to help keep the elastic down.) The last one is treetops (held up over your head) and for that you're allowed to use your whole hand.

C37 – IV1

The elastic is raised higher and higher: legsies, kneesies, hipsies, tummysies, chestsies, necksies.

Rules**Q2**

You can widen the elastics but not on skinnies.

If your toes get gammed it's called toe-jams and if you go over the tops it's called pee-overs. But if you step on the rope or make a mistake you are out and it's the other person's turn.

You have to jump over the elastic but if you stand on the elastic you're out and it's the other person's turn.

Elastics we jump over in and out but if you jump on the elastic you're out or if you stand on it.

"First you get 2 people to hold each end of the elastics and someone is the first player who gets to go first. The player that is going they could have another player for a partner. One could be the ghosties and the other would be the lifesaver. The ghostie can do anything but if he or she gets out the lifesaver has to do it twice."

V8 – AK18

"Rules: Wide ends are allowed. Wide ends is when you make the elastics wider apart.

Optional = rhythm. Change of jump"

You get out by landing on the elastic.

V8 – AK30

"We play by the owner's rules."

"If you step on the rope, you're out. I learnt the rules off friends."

X10

...the last one is in out [sic].

There can be a ghostie life saver in case you get out. The teams have to be fair. If you stand on it when you're not meant to you're out and ghostie goes and has to do it twice. If you touch someone standing in the elastics you get out and that is called kissing.

W14

You have to jump through the elastics to a rhyme without tripping up, stepping on the elastic or stopping halfway through.

V21 – WN23

"Books to follow"

G36

If the person makes a mistake his/her turn is over and on her/his next turn they must start the rhyme with the elastic at the same place. A mistake is touching the elastic on anything but puppy dogs' tails, and not keeping the elastic down properly on puppy dogs' tails. [Picture of 3 children playing elastics]

Rhymes

Ice-cream Soda

Q2

One of the songs are icecream soda.

T5 – WR2

Ice-cream so-da pa-va-lo-va



Diagrams show changed foot positions in relation to elastics, with one change per syllable of the chant.

V8 – AK18

Ice-cream soda

e15

Ice-cream soda

1-1-2-2

T5 – WR2

1-1-2-2-

Boggie Boggie Aven-ue



A second account of this has both feet outside to left on *Aven-*

V8 – AK18

One, one, two, two, boggie, boggie, avenue!

X10

We start at One one two two

W12

One, one, two, two, boogie, boogie avenue.

Z13

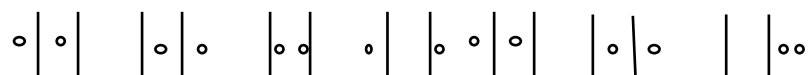
1-1-2-2-Boggy-Boggy-Avenue

Jingle Jangle

T5 – WR2

Jingle Jangle centre spangle

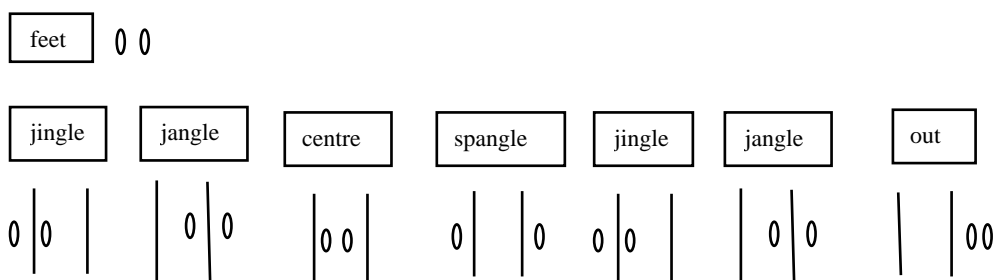
Jingle Jangle out



(One position per word)

V8 – AK18

Jingle, Jangle, centre spangle, Jingle, Jangle out.



Z13

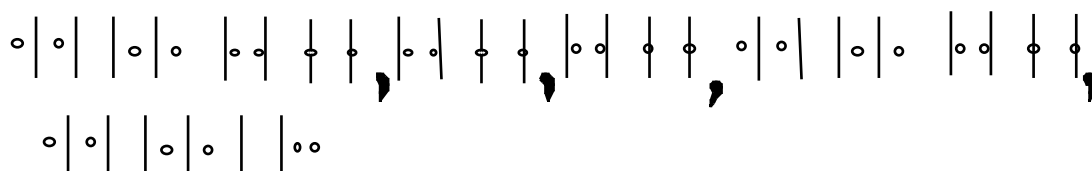
Jingle, jangle, centre spangle
Jingle, jangle, out.

London Bridge

T5 – WR2

London Bridge-is falling down, falling down falling down London bridge-is
falling down My fair lady
(one position per word or hyphenated group):

(one position per word or hyphenated group):



V8 – AK18

London Bridge is falling down, falling down, falling down, London bridge is falling down, My fair lady!

S16

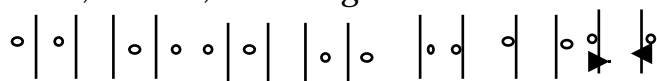
London Bridge is falling down, falling down, falling down
London Bridge is falling down My fair lady.

2-4-6-8

T5 – WR2

2-4-6-8

Inside, outside, shut the gate:



Shut the gate is feet on either side and closing them together.


Z13

2-4-6-8

England, Ireland...

T5 – WR2

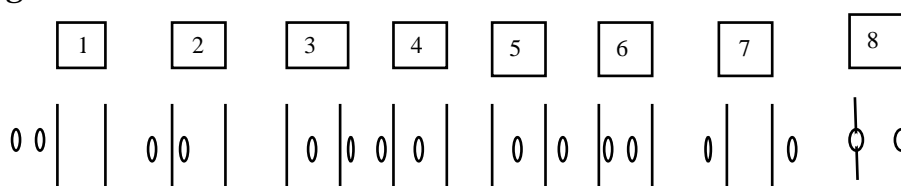
England, Ireland, Scotland, Wales
Inside, Outside, Puppy dogs' tails.



Puppy dogs' tails is feet on elastics

V8 – AK18

Stage: Feet = 0 0



“(When I was about 6-7): You use rhymes like
England, Ireland, Scotland, Wales,
Inside, outside, Puppy dog’s tails.
Or some other made up ones”

England, Ireland, Scotland, Wales,
Inside, outside, twist and out.


V8 – AK30

England, Ireland, Scotland, Wales,
Inside, outside, Puppy dog's tails.

W12

England, Ireland, Scotland, Wales,
Inside, Outside, twist and out.

c12



England, Ireland, Scotland, Wales
Inside, outside, puppy dogs' tails.

Actions: R leg over 1, R leg over 2
 R leg back over 2; R leg back over 1;
 L leg and R leg inside outside.

Z13

England, Ireland, Scotland, Wales
 Inside, outside, inside, out.

S16

England, Ireland, Scotland, Wales
 Inside, outside, twist and out.

V21 – WN23

England, Ireland, Scotland, Wales
 Inside, outside, puppy dogs' tails.

O28 – CH5

England, Ireland, Scotland, Wales
 Inside, outside, puppydogs' tails.

O28 – CH6 – visit material

England, Ireland, Scotland and Wales
 Inside, outside, puppy dogs' tails.

H35

England, Ireland, Scotland, Wales
 Inside, outside, puppy dogs' tails."

H35

England, Ireland, Scotland, Wales
 Inside, outside, puppy dog's tail."

G36

England, Ireland, Scotland, Wales
 Inside, outside, puppy dogs' tails."

On 'England', the third person jumps, putting one foot in the middle of the elastic and one on the outside. On 'Ireland' you put the other foot in the middle and the foot in the middle on the other side. Repeat for 'Scotland' and 'Wales'. On 'inside' put both feet in the middle of the elastic and on 'outside' put both feet on the outside of the elastic. On 'puppy dogs' tails' put both feet firmly on both sides of the elastic.

C37 – IV1

England, Ireland, Scotland, Wales
 Inside, Outside, puppy dogs' tails.

Banana Split

V8 – AK18

Banana split, Banana split, Banana, Banana, Banana split!

W12

Banana Split, Banana Split, Banana, Banana, Banana Split.

C37 – IV1

Banana split, banana split, banana, banana, banana split.

Buttercup

V8 – AK18

Buttercup, buttercup, inner cup, outercup, twistercup, twistercup, out.

Barbie

V8 – AK18

B*A*R*B*I*E spells Barbie, you're out.

Fantail

W12

Fantail, Fantail, my friend Fantail.

Jack be Nimble

W12

Jack be nimble, Jack be quick, Jack jumped over the candlestick.

Mississippi

W12

M-I-S-S-I-S-S-I-P-P-I

W14

Example of rhyme: M I S S I S S I P P I.

Cut the Cabbage

c12



1 2

Cut the cabbage: L leg over 1; L leg back over 1. L leg over 1. L leg back over 1.

Jelly on the Plate Bowl

c12

Jelly on the plate bowl
Jelly on the plate bowl
Jelly goes wobble wobble
Jelly on the plate bowl

P – K

S16

P-K, P-K, F-U-C-K (each letter said individually)

Around the World

C37 – IV1

Around the World: Name the countries. Jump in, jump out, turn around, jump out.

Big Ben

C37 – IV1

Big Ben, Big Ben,
Strikes to 10
1, 2, 3, 4, 5, 6, 7, 8, 9, 10.

Diddly Dandy

C37 – IV1

Diddly diddly Dandy
I'm a stick of candy
Lick me fast
Lick me slow
How many do you think I'll last?
1, 2, 3...

Teddy Bear

C37 – IV1

Teddy bear, teddy bear, touch the ground
Teddy bear, teddy bear, turn around
Teddy bear, teddy bear, disappear.

O28 – CH6 – visit material

Girls come from Mars to be ?film stars
Boys come from Jupiter to be more stupider
Girls drink Pepsi to be more sexy
Boys are rotten made of cotton.